

Application links are sent via email to CPS leadership and teachers, and you can always find our applications on the RE-VER-BER-ATE website: www.ops.edu/reverberate

APPLICATION OPENS
October 1, 2024

APPLICATION DUE
January 10, 2025

ACCEPTANCES RELEASED
January 22, 2025

FESTIVAL DATES
April 22-25, 2025

CONTACT US: ALLCITIZANS@CPS.EDU
Design and Illustration by Andrew Sandoz

"It's probably the best audience that you could ask for: peers looking at peers, supporting one another."

Naomie Smith
Sullivan HS Music Teacher

"So many people are involved in it, it definitely takes a lot of energy—I think that's empowering."

Judith Asamoah
Van Steuben HS Choir

"I didn't know that just using colored pencils on paper one day would bring me here."

Shyl Asamoah
Lakeview HS Visual Art

"It doesn't matter how big or small your artwork is, or what you produce, but the intent that you put behind it... If this is something that really speaks to your passion and something that you want to pursue, we will give you that opportunity or that exposure right now."

Cesar Torruella, Executive Director of Arts Education CPS



The RE-VER-BER-ATE team collaborates with additional partners to ensure that the curated festival list fully represents the arts across CPS.

This includes artistic discipline, experience level, geography, cultural diversity, and instrumentation.

We strongly encourage submissions that represent the lived experiences of students and educators across Chicago.

The selection process involves the Department of Arts Education, the Teacher Task Force, and the Arts Student Voice Committee (ASVC)

APPLY FOR

RE-VER-BER-ATE



2025 FESTIVAL

PERFORM! VIEW EXHIBITIONS! PARTICIPATE IN WORKSHOPS & MASTERCASSES! CONNECT WITH CHICAGO ARTS ORGANIZATIONS!

RE-VER-BER-ATE hosts an arts fair where students learn about opportunities and programs throughout the city. Past participants of the arts fair include:

Museum of Contemporary Art Chicago, Uniting Voices Chicago, Marwen, After School Matters, Chicago School of Musical Arts, Urban Gateways, Music Institute, Experimental Station, and Intuit: The Center for Intuitive and Outsider Art.

RE-VER-BER-ATE is a free festival for CPS students from April 22 - 25, 2025!

RE-VER-BER-ATE allows for students, teachers, and art professionals come together to create, perform, and connect. The festival hosts exhibitions and performances, workshops, masterclasses, and opportunities for academic/professional collaboration.



RE-VER-BER-ATE features workshops led by professional artists. Past workshops include: jewelry making, song writing, shadow puppets, improv, audition prep, painting, hip hop, video game music, and more.

New this year: open jams with space to create art and music, along with an improvisation jam and a student DJ'd dance party!

The festival also offers masterclasses to work with and receive feedback from professional artists. Past masterclass instructors include: Chicago School of Musical Arts, Music Will, and Judy Hanson of Uniting Voices.

RE-VER-BER-ATE partners with the Chicago Cultural Center and the Design Museum of Chicago to bring CPS art to the heart of downtown Chicago.

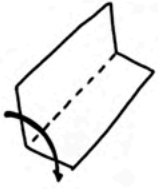
The Chicago Cultural Center is a landmark that sees hundreds of thousands of visitors each year! By hosting RE-VER-BER-ATE festival, the Cultural Center prioritizes the visibility of the unique voices of our student artists.

The Design Museum of Chicago hosts free exhibitions and public programming centered around the concept of design.

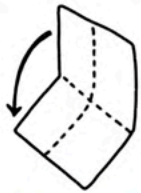


Through its partnerships with organizations like CPS, the Design Museum uplifts the creative voices of the local arts communities!

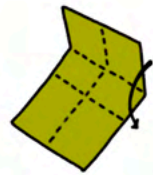
HOW TO FOLD THIS ZINE



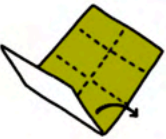
1. Fold your piece of paper in half lengthwise.
(Check bottom left before making folds.)



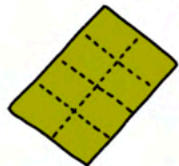
2. Then fold the piece of paper from the shorter side to the other shorter side.



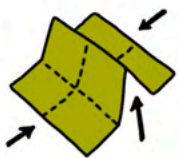
3. Unfold the piece of paper, then take one of the shorter sides and fold it in to meet the middle crease.




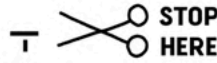
4. Open the piece of paper back out. Repeat the last fold again on the other side.



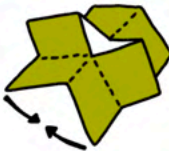
5. Unfold your piece of paper so it is flat. You should be able to see eight boxes. Turn the paper over.



6. Push the shorter ends of the piece of paper towards each other. This will lift the central fold up.



7. Cut along the side where the crease is. Be sure to only cut the length of one panel.



8. Open your zine up by bringing the corners on the long sides together.



9. This should create a booklet shape.



10. Then fold each one of the pages down to create a folded zine.



Done!

□ = Back (this side)
■ = Front (other side)